

Bushings, Nipples, Locknuts and Plugs

Locknuts



140 Series
141AL Series



106 Series

Application

- To connect externally threaded conduit or connector to a threadless opening in a box or enclosure
- To effectively bond conduit or connector to box or enclosure

Features

- Hardened steel/malleable iron/copper-free aluminum construction
- Tightens without deformation
- Locknuts specially designed to:
 - (i) Provide extended reach for clamping on thin boxes and enclosures
 - (ii) Cut through protective coating on box and enclosure, thereby ensuring ground continuity
 - (iii) Permit tightening from outside
 - (iv) Prevent loosening under vibration
- 106 Series provided with a hardened cone-point screw

Standard Material

140 Series & 106 Series

$\frac{3}{8}$ " thru 2" steel (hardened) $2\frac{1}{2}$ " thru 6"
Malleable Iron
All screws steel

141AL Series

All copper-free aluminum

Standard Finish

All steel and malleable iron locknuts, including electro zinc-plated bonding screws and chromate coated all-aluminum locknut, degreased

Range

$\frac{3}{8}$ " through 6" conduit (All threads straight pipe [NPS]) (140 Series)
 $\frac{1}{2}$ " through 4" conduit (106 Series & 141AL Series)

Listings/Compliances

UL (UL File No. E-23018)
CSA [catalog numbers 108, 109, 110 and 111. All 140 Series except catalog number 140.] (LR-2884, LR-4484)
UL 514B
CSA C22.2 No. 18
NEMA FB1
NFPA 70
Federal Specification replaced by A-A-50553
Federal Standard H-28 (Threads)

Case Hardened Locknuts

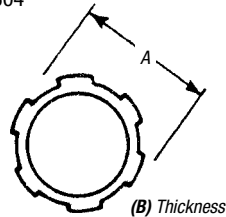
Case hardened locknuts make fittings faster and easier to install. Case hardened locknuts do not slip or turn, thereby protecting the biting edge. Case hardened locknuts bite through paint into the enclosure, providing excellent continuity of ground (typical T&B/Thomas & Betts fitting with case hardened locknuts successfully passed minimum fault current of 10,000 amps RMS). Case hardened locknuts, when assembled in the intended manner, will not vibrate loose, thereby ensuring excellent ground continuity.

Bushings, Nipples, Locknuts and Plugs

Available in your choice of steel/malleable iron, aluminum or stainless steel.

Locknuts

- Steel from 1/4" to 2", malleable iron from 2 1/2" to 6"
- Aluminum 3003 from 1/2" to 6" or Type 304 stainless steel from 1/2" to 2"



CAT. NO.			DIMENSIONS (IN.)		
STL./M.I.	ALUM.	ST. STL.	SIZE (IN.)	A	B
139*	—	—	1/4	3/4	9/64
140*	—	—	3/8	1 1/16	9/64
141**	141AL	141-SST	1/2	1 1/64	5/32
142**	142AL	142-SST	3/4	1 3/8	3/16
143	143AL	143-SST	1	1 11/16	13/64
144	144AL	144-SST	1 1/4	2 5/32	13/64
145	145AL	145-SST	1 1/2	2 1/2	13/64
146	146AL	146-SST	2	3	7/32
147	147AL	—	2 1/2	3 3/16	13/32
148	148AL	—	3	4 3/16	13/32
149	149AL	—	3 1/2	4 13/16	15/32
150	150AL	—	4	5 5/16	15/32
151	151AL	—	4 1/2	5 15/16	17/32
152	152AL	—	5	6 1/2	17/32
153	153AL	—	6	7 3/4	19/32

*Hex shape

**Case hardened locknuts

Aluminum locknuts comply with federal standard of copper-free aluminum; less than .5% copper.

Available with DURA-PLATE® Finish.

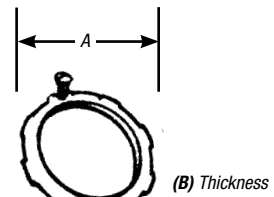
UL File E-23018

CSA File No. 2884

Ensures positive bonding of conduit to box and prevents loosening due to vibration!

Bonding Locknuts

- Steel or malleable iron (steel through 2")
- Can be used anywhere an ordinary locknut is installed
- Also can be used for Service Entrance applications in conformance with code
- T&B rigid conduit and EMT (thinwall) fittings comply with Federal Specification A-A-50553



		DIMENSIONS (IN.)	
CAT. NO.	SIZE (IN.)	A	B
106†	1/2	1 1/8	.125
107†	3/4	1 5/8	.140
108	1	1 15/16	.170
109	1 1/4	2 3/32	.170
110	1 1/2	2 1/2	.170
111	2	3	.187
112†	2 1/2	3 13/32	.375
113†	3	4 13/16	.375
114†	3 1/2	4 29/32	.438
115†	4	5 1/32	.438

† Not CSA certified.

Available with DURA-PLATE® Finish.

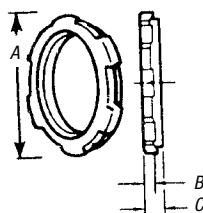
UL File No. E-3060

CSA File No. 638

Provides positive seal against water and oil.

Sealing Locknuts

- For use with rigid and intermediate metal conduits or fittings
- Provides watertight or raintight seal at all enclosures



Molded Santoprene Seal
Color: Blue



		DIMENSIONS (IN.)		
CAT. NO.	SIZE (IN.)	A	B	C
141SL	1/2	1.140	1/8	1/4
142SL	3/4	1.420	5/32	9/32
143SL	1	1.770	11/64	9/32
144SL	1 1/4	2.281	11/64	5/16
145SL	1 1/2	2.598	11/64	9/32
146SL	2	3.175	3/16	7/64

UL File No. E-23018

CSA File No. 2884